

ANNEX 1

Gwent SAR Performance up to and including March 2022.

Please see information below:

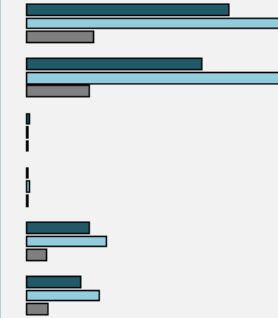
| | |
|----------------------|-------|
| SELECT FORCE: | Gwent |
| SELECT REQUEST TYPE: | SAR |

Table of performance measures:

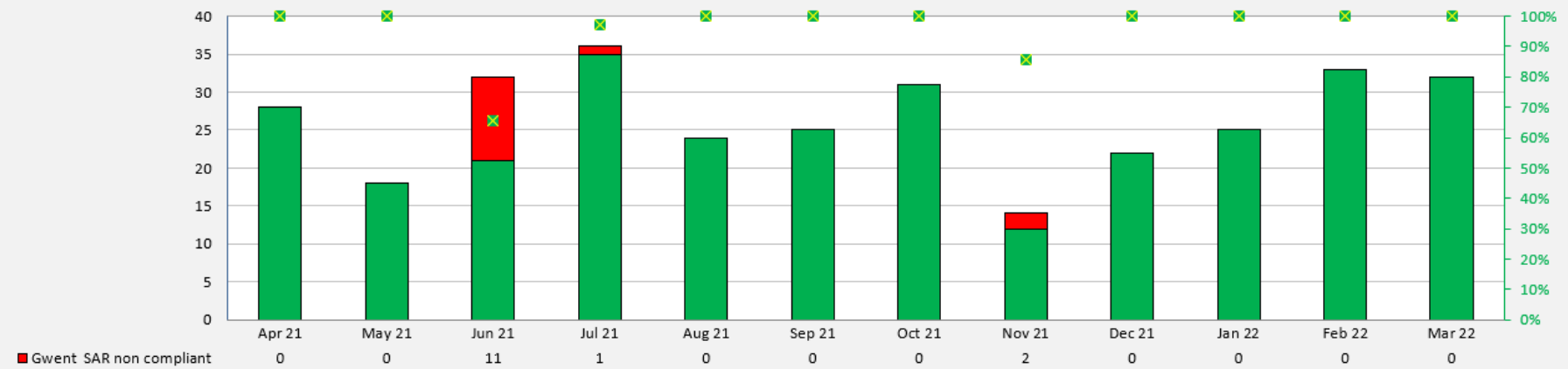
| | Previous average (based on previous 12 months) | Number in latest month | Change | Percentage change |
|--------------------------|------------------------------------------------------|---------------------------|---------|----------------------|
| Gwent SAR received | 28 | 26 | -2 | -8% |
| Gwent SAR closed | 27 | 32 | 5 | 20% |
| Gwent SAR closed in time | 25 | 32 | 7 | 29% |
| Gwent SAR non compliant | 2 | 0 | -2 | -100% |
| % in time | 93% | 100% | + 7 %pt | |
| % out of time | 7% | 0% | - 7 %pt | |

Table of annual totals:

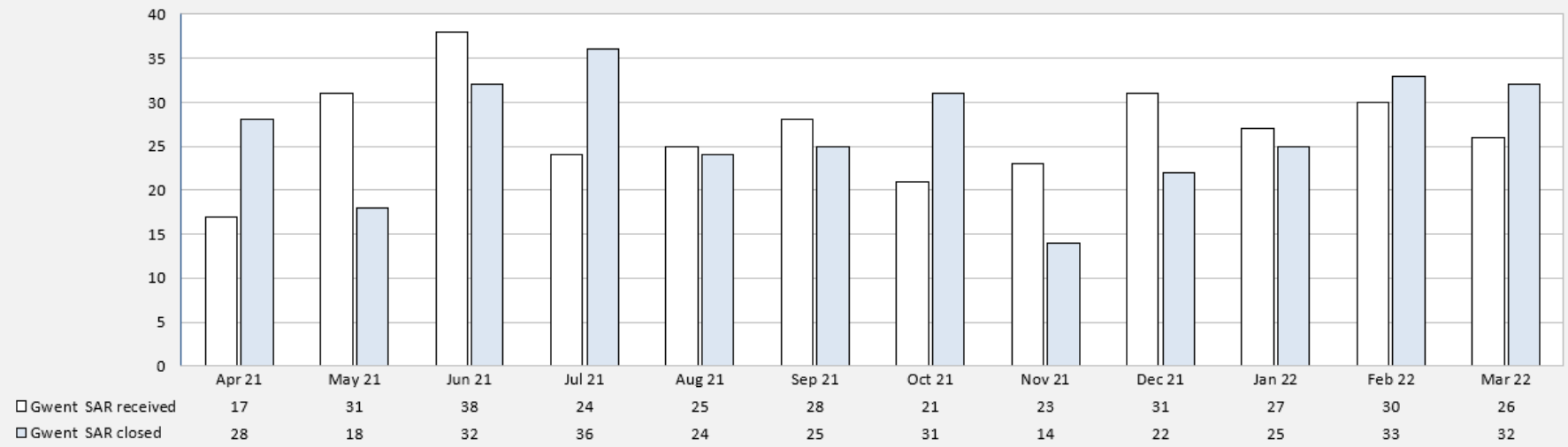
| | Yr 2020 | Yr 2021 | Yr 2022 to date |
|--------------------|---------|---------|--------------------|
| Gwent FOI received | 812 | 1050 | 268 |
| Gwent FOI closed | 707 | 1040 | 252 |
| Gwent IR received | 13 | 10 | 5 |
| Gwent IR closed | 10 | 13 | 6 |
| Gwent SAR received | 256 | 325 | 83 |
| Gwent SAR closed | 222 | 291 | 90 |



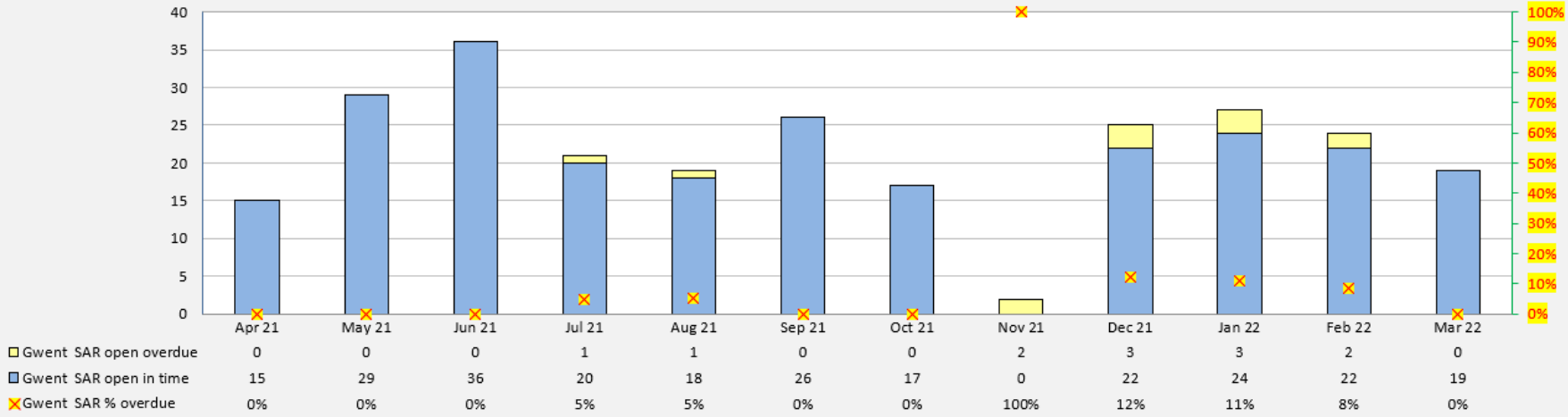
Graph to show numbers closed and the compliance rate



Graph to show total numbers received and closed



Graph to show ongoing snapshots in time and the proportion of these that were overdue



FOI Performance up to and including March 2022.

Please see information below:

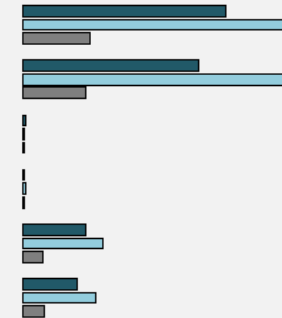
| | |
|----------------------|-------|
| SELECT FORCE: | Gwent |
| SELECT REQUEST TYPE: | FOI |

Table of performance measures:

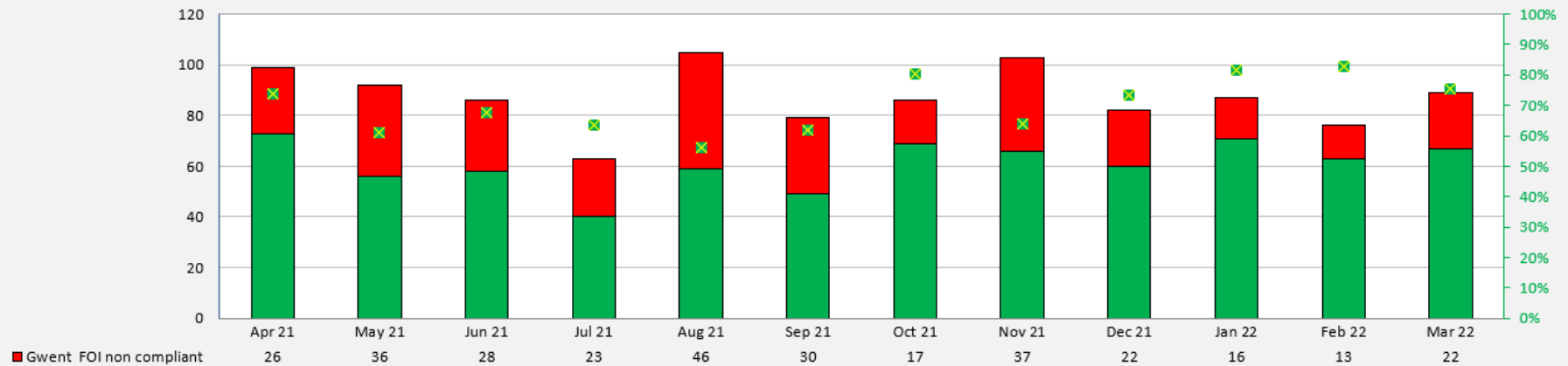
| | Previous average (based on previous 12 months) | Number in latest month | Change | Percentage change |
|--------------------------|------------------------------------------------------|---------------------------|---------|----------------------|
| Gwent FOI received | 89 | 78 | -11 | -12% |
| Gwent FOI closed | 86 | 89 | 3 | 3% |
| Gwent FOI closed in time | 60 | 67 | 7 | 11% |
| Gwent FOI non compliant | 26 | 22 | -4 | -16% |
| % in time | 70% | 75% | + 5 %pt | |
| % out of time | 30% | 25% | - 5 %pt | |

Table of annual totals:

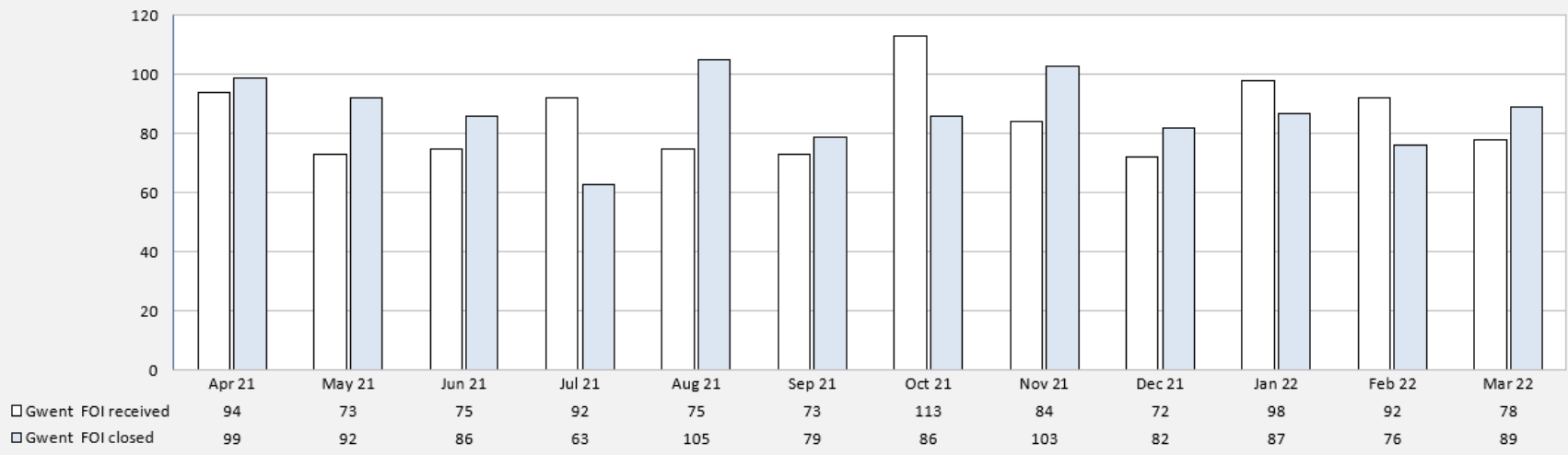
| | Yr 2020 | Yr 2021 | Yr 2022 to date |
|--------------------|---------|---------|--------------------|
| Gwent FOI received | 812 | 1050 | 268 |
| Gwent FOI closed | 707 | 1040 | 252 |
| Gwent IR received | 13 | 10 | 5 |
| Gwent IR closed | 10 | 13 | 6 |
| Gwent SAR received | 256 | 325 | 83 |
| Gwent SAR closed | 222 | 291 | 90 |



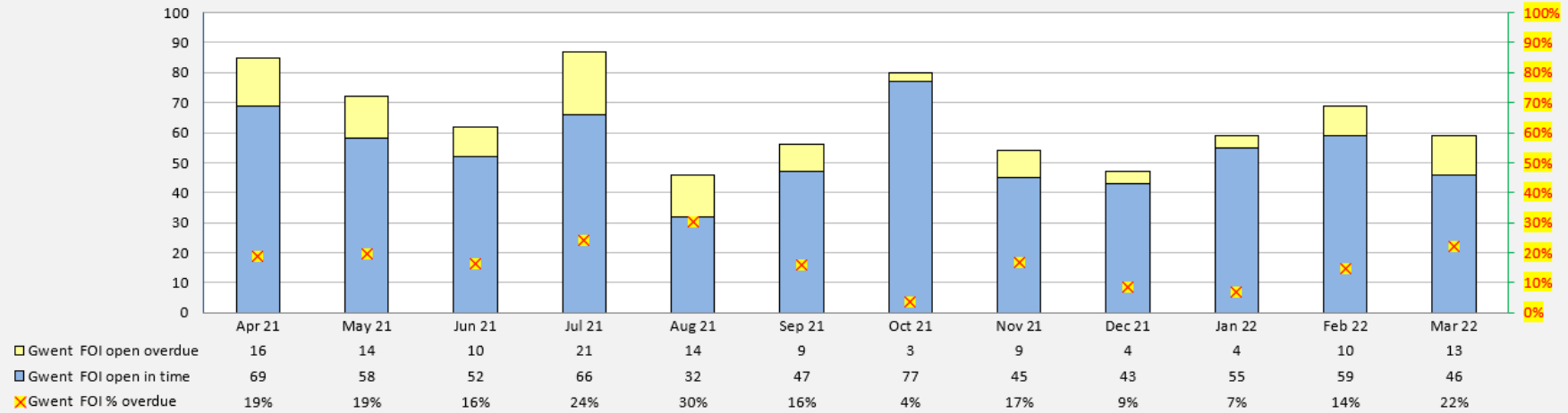
Graph to show numbers closed and the compliance rate



Graph to show total numbers received and closed



Graph to show ongoing snapshots in time and the proportion of these that were overdue



FOI (Internal Reviews) Performance up to and including March 2022.

Please see information below:

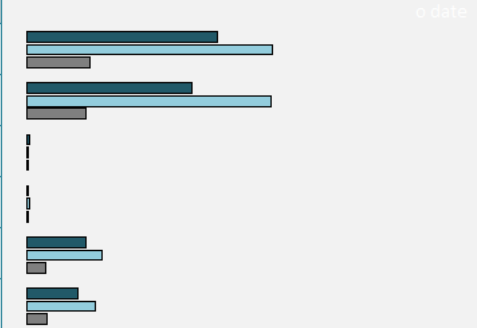
| | |
|----------------------|-------|
| SELECT FORCE: | Gwent |
| SELECT REQUEST TYPE: | IR |

Table of performance measures:

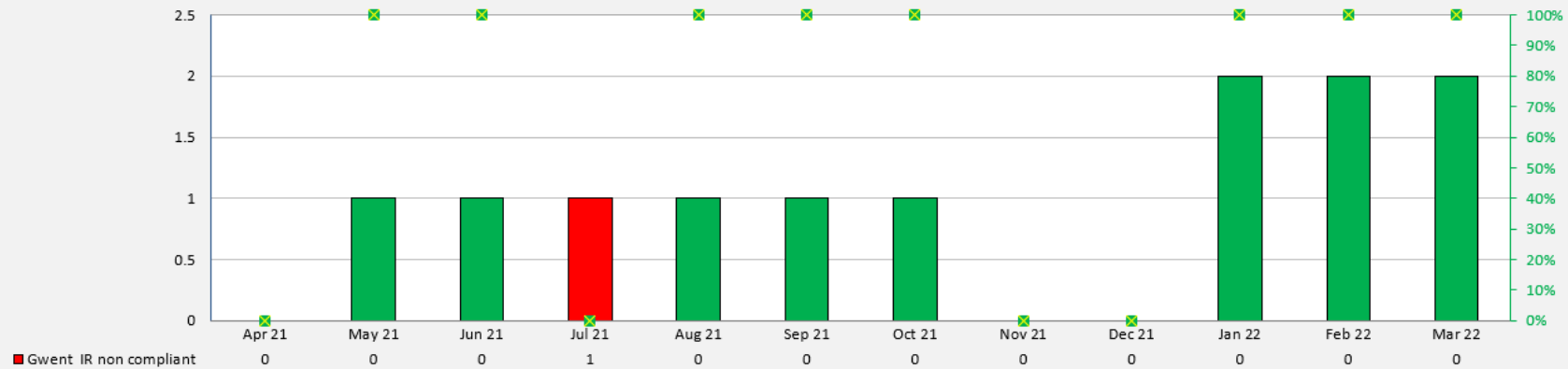
| | Previous average (based on previous 12 months) | Number in latest month | Change | Percentage change |
|-------------------------|------------------------------------------------------|---------------------------|----------|----------------------|
| Gwent IR received | 1 | 2 | 1 | 167% |
| Gwent IR closed | 1 | 2 | 1 | 85% |
| Gwent IR closed in time | 1 | 2 | 1 | 118% |
| Gwent IR non compliant | 0 | 0 | 0 | -100% |
| % in time | 85% | 100% | + 15 %pt | |
| % out of time | 15% | 0% | - 15 %pt | |

Table of annual totals:

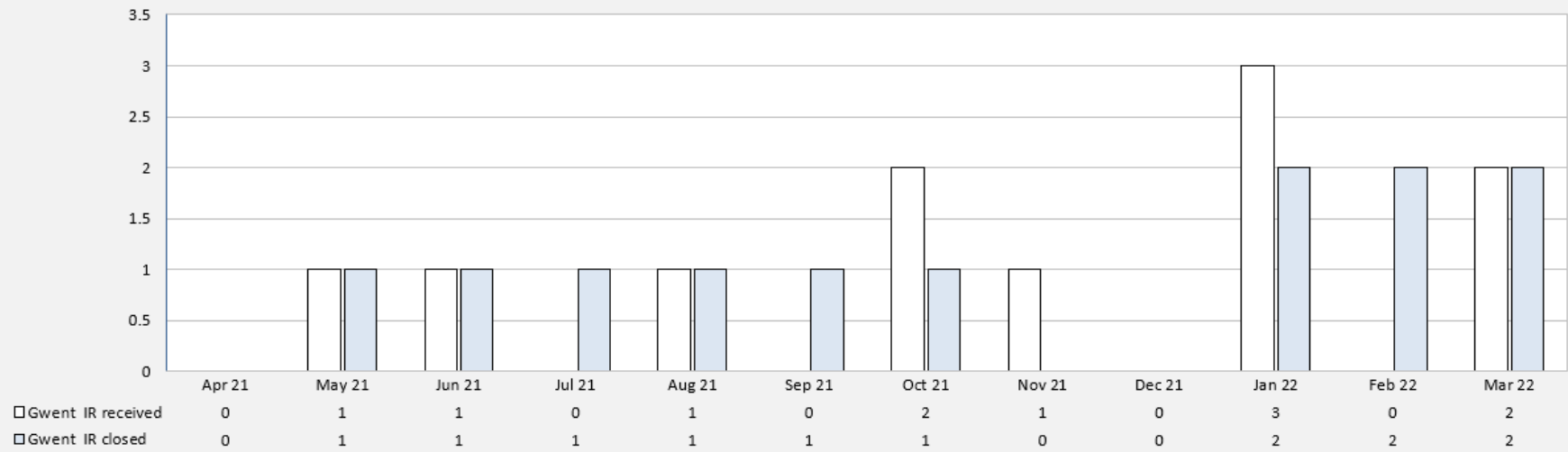
| | Yr 2020 | Yr 2021 | Yr 2022 to date |
|--------------------|---------|---------|--------------------|
| Gwent FOI received | 812 | 1050 | 268 |
| Gwent FOI closed | 707 | 1040 | 252 |
| Gwent IR received | 13 | 10 | 5 |
| Gwent IR closed | 10 | 13 | 6 |
| Gwent SAR received | 256 | 325 | 83 |
| Gwent SAR closed | 222 | 291 | 90 |



Graph to show numbers closed and the compliance rate



Graph to show total numbers received and closed



Graph to show ongoing snapshots in time and the proportion of these that were overdue

